

Blue Star Limited
Band Box House, 4th Floor,
254 D, Dr Annie Besant Road,
Worli, Mumbai 400 030, India.
T : +91 22 6654 4000
F : +91 22 6654 4001
www.bluestarindia.com

BSE Limited Phiroze Jeejeebhoy Towers, Dalal Street, Mumbai – 400 001	National Stock Exchange of India Limited Exchange Plaza, C-1, Block G, Bandra Kurla Complex, Bandra (East), Mumbai – 400 051
BSE Scrip Code: 500067	NSE Symbol: BLUESTARCO

October 19, 2018

Dear Sir,


Sub: Shareholding Pattern for quarter ended September 30, 2018


Pursuant to Regulation 31 (1) (b) of SEBI (Listing Obligations and Disclosure Requirements) Regulations, 2015, we are submitting herewith the Shareholding Pattern of the Company for the quarter ended September 30, 2018.

Kindly take the same on record.

Thanking you,
Yours faithfully,
For **Blue Star Limited**


Vijay Devadiga
Company Secretary




Encl: a/a


\\172.16.31.10\Legal and Secretarial Documents\01 Blue Star Limited\2018-19\Stock Exchange Compliances\Regulation 55A\02\30.09.2018\SHIP-Covering.docx

Shareholding Pattern under Regulation 31 of SEBI (Listing Obligations and Disclosure Requirements) Regulations, 2015

1.	Name of Listed Entity: Blue Star Limited	
2.	Scrip Code/Name of Scrip/Class of Security: 500067	
3.	Share Holding Pattern Filed under: Reg. 31(1)(a)/Reg. 31(1)(b)/Reg.31(1)(c)	
	a.	If under 31(1)(b) then indicate the report for Quarter ending September, 2018
	b.	If under 31(1)(c) then indicate date of allotment/extinguishment
4.	Declaration: The Listed entity is required to submit the following declaration to the extent of submission of information:-	

	Particulars	Yes*	No*
1	Whether the Listed Entity has issued any partly paid up shares?		No
2	Whether the Listed Entity has issued any Convertible Securities or Warrants?		No
3	Whether the Listed Entity has any shares against which depository receipts are issued?		No
4	Whether the Listed Entity has any shares in locked-in?		No
5	Whether any shares held by promoters are pledge or otherwise encumbered?		No


* If the Listed Entity selects the option 'No' for the questions above, the columns for the partly paid up shares, Outstanding Convertible Securities/Warrants, depository receipts, locked-in shares, No of shares pledged or otherwise encumbered by promoters, as applicable, shall not be displayed at the time of dissemination on the Stock Exchange website. Also wherever there is 'No' declared by Listed Entity in above table the values will be considered as 'Zero' by default on submission of the format of holding of specified securities.



Blue Star Limited

Table I - Summary Statement holding of specified securities

Category	Category of shareholder	Nos. of shareholders	No. of fully paid up equity shares held	No. of Partly paid-up equity shares held	No. of shares underlying Depository Receipts	Total nos. shares held	Shareholding as a % of total no. of shares (calculated as per SCRR, 1957)	Number of Voting Rights held in each class of securities			No. of Shares Underlying Outstanding convertible securities (including Warrants)	Shareholding, as a % assuming full conversion of convertible securities (as a percentage of diluted share capital)	Number of Locked in shares		Number of Shares pledged or otherwise encumbered		Number of equity shares held in dematerialised form	
								No of Voting Rights					No. (a)	As a % of total Shares held(b)	No. (a)	As a % of total Shares held(b)		
								Class eg: X	Class eg: y	Total								
(I)	(II)	(III)	(IV)	(V)	(VI)	(VII) = (IV)+(V)+(VI)	(VIII) As a	(IX)			(X)	(XI)=	(XII)		(XIII)		(XIV)	
(A)	Promoter & Promoter Group	22	37330502	0	0	37330502	38.7592	37330502	0	37330502	38.7592	0	38.7592	0	0	0	0	37330502
(B)	Public	44724	58983386	0	0	58983386	61.2408	58983386	0	58983386	61.2408	0	61.2408	0	0	NA	NA	56619512
(C)	Non Promoter - Non Public					0			0		0			0	NA	NA		
(C1)	Shares Underlying DRs	0	0	0	0	0	0	0	0	0	0	0	0	0	NA	NA	0	
(C2)	Shares Held By Employee Trust	0	0	0	0	0	0	0	0	0	0	0	0	0	NA	NA	0	
	Total	44746	96313888	0	0	96313888	100	96313888	0	96313888	100	0	100	0	0	0	0	93950014




Blue Star Limited

Table II - Statement showing shareholding pattern of the Promoter and Promoter Group

Category & Name of the shareholders	PAN	Nos. of shareholders	No. of fully paid up equity shares held	Partly paid-up equity shares held	No. of shares underlying Depository Receipts	Total nos. shares held	Shareholding % calculated as per SCRR, 1957 As a % of (A+B+C2)	Number of Voting Rights held in each class of securities			No. of Shares Underlying Outstanding convertible securities (including Warrants)	Shareholding, as a % assuming full conversion of convertible securities (as a percentage of diluted share capital)	Number of Locked in shares		Number of Shares pledged or otherwise encumbered		Number of equity shares held in dematerialised form	
								No of Voting Rights					Total as a % of (A+B+C)	No. (a)	As a % of total Shares held(b)	No. (a)		As a % of total Shares held(b)
								Class eg: X	Class eg: y	Total								
(I)	(II)	(III)	(IV)	(V)	(VI)	(VII) = (IV)+(V)+	(VIII) As a	(IX)			(K)	(XI)=	(XII)	(XIII)	(XIV)			
1	Indian																	
(a)	Individuals / Hindu Undivided Family		15	14447365	0	0	14447365	15.0003	14447365	0	14447365	15.0003	0	0	0	0	14447365	
	Suneel Mohan Advani	AADPA1227C	1	6166496	0	0	6166496	6.4025	6166496	0	6166496	6.4025	0	0	0	0	6166496	
	Nargis Suneel Advani	AADPA5655Q	1	2836936	0	0	2836936	2.9455	2836936	0	2836936	2.9455	0	0	0	0	2836936	
	Suneeta Nanik Vaswani	AAAPV9698M	1	2244482	0	0	2244482	2.3304	2244482	0	2244482	2.3304	0	0	0	0	2244482	
	Rohina Lulla	AADPA5658D	1	1168594	0	0	1168594	1.2133	1168594	0	1168594	1.2133	0	0	0	0	1168594	
	Anissa Khanna	AABPA2322G	1	1126787	0	0	1126787	1.1699	1126787	0	1126787	1.1699	0	0	0	0	1126787	
	Nanik Ramchand Vaswani	AAAPV9697E	1	424761	0	0	424761	0.441	424761	0	424761	0.441	0	0	0	0	424761	
	Sanjay N Vaswani	AFGPV4844N	1	105775	0	0	105775	0.1098	105775	0	105775	0.1098	0	0	0	0	105775	
	Vir S Advani	AADPA1226D	1	74625	0	0	74625	0.0775	74625	0	74625	0.0775	0	0	0	0	74625	
	Sunaina S Advani	AABPA2321F	1	72525	0	0	72525	0.0753	72525	0	72525	0.0753	0	0	0	0	72525	
	Armaan Sandeep Murthy	BPDPM3500E	1	50000	0	0	50000	0.0519	50000	0	50000	0.0519	0	0	0	0	50000	
	Sumer Sandeep Murthy	BPDPM3499C	1	50000	0	0	50000	0.0519	50000	0	50000	0.0519	0	0	0	0	50000	
	Uday Vir Advani	AYIPA3750B	1	50000	0	0	50000	0.0519	50000	0	50000	0.0519	0	0	0	0	50000	
	Anita Ashok Advani	AGKPR6740G	1	30000	0	0	30000	0.0311	30000	0	30000	0.0311	0	0	0	0	30000	
	Dinesh Nanik Vaswani	AADPV1485F	1	26759	0	0	26759	0.0278	26759	0	26759	0.0278	0	0	0	0	26759	
	Dev Khanna	CGVVK1143H	1	19625	0	0	19625	0.0204	19625	0	19625	0.0204	0	0	0	0	19625	
(b)	Central Government / State Government(s)		0	0	0	0	0	0	0	0	0	0	0	0	0	0	0	
(c)	Financial Institutions / Banks		0	0	0	0	0	0	0	0	0	0	0	0	0	0	0	
(d)	Any Other (Specify)		4	22336247	0	0	22336247	23.1911	22336247	0	22336247	23.1911	0	0	0	0	22336247	
	Promoter Trust		3	22275275	0	0	22275275	23.1278	22275275	0	22275275	23.1278	0	0	0	0	22275275	
	Vistra Itcl (India) Limited	AACTA2095D	1	11955601	0	0	11955601	12.4132	11955601	0	11955601	12.4132	0	0	0	0	11955601	
	Il And Fs Trust Company Limited	AAHTS4445C	1	7719930	0	0	7719930	8.0154	7719930	0	7719930	8.0154	0	0	0	0	7719930	
	Ashok Mohan Advani	AADPA1225A	1	2599744	0	0	2599744	2.6992	2599744	0	2599744	2.6992	0	0	0	0	2599744	
	Bodies Corporate		1	60972	0	0	60972	0.0633	60972	0	60972	0.0633	0	0	0	0	60972	
	J.T. Advani Finance Private Limited	AAACJ3721C	1	60972	0	0	60972	0.0633	60972	0	60972	0.0633	0	0	0	0	60972	
	Sub Total (A)(1)		19	36783612	0	0	36783612	38.1914	36783612	0	36783612	38.1914	0	0	0	0	36783612	
2	Foreign																	
(a)	Individuals (Non-Resident Individuals / Foreign Individuals)		3	546890	0	0	546890	0.5678	546890	0	546890	0.5678	0	0	0	0	546890	
	Nanik Ramchand Vaswani	AAAPV9697E	1	507640	0	0	507640	0.5271	507640	0	507640	0.5271	0	0	0	0	507640	
	Iman Rajiv Lulla	AIAPL5214D	1	19625	0	0	19625	0.0204	19625	0	19625	0.0204	0	0	0	0	19625	
	Rana Rajiv Lulla	AIAPL5213E	1	19625	0	0	19625	0.0204	19625	0	19625	0.0204	0	0	0	0	19625	
(b)	Government		0	0	0	0	0	0	0	0	0	0	0	0	0	0	0	
(c)	Institutions		0	0	0	0	0	0	0	0	0	0	0	0	0	0	0	
(d)	Foreign Portfolio Investor		0	0	0	0	0	0	0	0	0	0	0	0	0	0	0	
(e)	Any Other (Specify)		0	0	0	0	0	0	0	0	0	0	0	0	0	0	0	
	Sub Total (A)(2)		3	546890	0	0	546890	0.5678	546890	0	546890	0.5678	0	0	0	0	546890	
	Total Shareholding Of Promoter And Promoter Group (A)=(A)(1)+(A)(2)		22	37330502	0	0	37330502	38.7592	37330502	0	37330502	38.7592	0	0	0	0	37330502	

Details of Shares which remain unclaimed may be given hear along with details such as number of shareholders, outstanding shares held in demat/unclaimed suspense account, voting rights which are frozen etc.


Note :
 (1) PAN would not be displayed on website of Stock Exchange(s)
 (2) The term 'Encumbrance' has the same meaning as assigned under regulation 28(3) of SEBI (Substantial Acquisition of Shares and Takeovers) Regulations, 2011.



Blue Star Limited

Table III - Statement showing shareholding pattern of the Public shareholder

Category & Name of the shareholders	PAN	Nos. of shareholders	No. of fully paid up equity shares held	Partly paid-up equity shares held	No. of shares underlying Depository Receipts	Total nos. shares held	Shareholding % calculated as per SCRR, 1957 As a % of (A+B+C2)	Number of Voting Rights held in each class of securities			No. of Shares Underlying Outstanding convertible securities (including Warrants)	Shareholding, as a % assuming full conversion of convertible securities (as a percentage of diluted share capital)	Number of Locked in shares		Number of Shares pledged or otherwise encumbered		Number of equity shares held in dematerialised form	
								No of Voting Rights					Total as a % of (A+B+C)	No. (a)	As a % of total Shares held(b)	No. (a)		As a % of total Shares held(b)
								Class eg: X	Class eg: y	Total								
(I)	(II)	(III)	(IV)	(V)	(VI)	(VII) =	(VIII) As a %	(IX)			(X)	(XI)=	(XII)		(XIII)		(XIV)	
1 Institutions																		
(a) Mutual Fund		25	20145349	0	0	20145349	20.9163	20145349	0	20145349	20.9163	0	20.9163	0	0	NA	NA	20144698
Aditya Birla Sun Life Trustee Private Limited A/C Aditya Birla Sun Life Equity Fund	AAATB0102C	1	4492214	0	0	4492214	4.6641	4492214	0	4492214	4.6641	0	4.6641	0	0	NA	NA	4492214
Hdfc Trustee Company Ltd - A/C Hdfc Mid - Capopportunities Fund	AAATH1809A	1	4290920	0	0	4290920	4.4551	4290920	0	4290920	4.4551	0	4.4551	0	0	NA	NA	4290920
Sbi Focused Equity Fund	AABTS6407Q	1	2784465	0	0	2784465	2.891	2784465	0	2784465	2.891	0	2.891	0	0	NA	NA	2784465
Sundaram Mutual Fund A/C Sundaram Mid Cap Fund	AAATS2554B	1	2284119	0	0	2284119	2.3715	2284119	0	2284119	2.3715	0	2.3715	0	0	NA	NA	2284119
Icici Prudential Value Discovery Fund	AAAAI0038F	1	1982582	0	0	1982582	2.0585	1982582	0	1982582	2.0585	0	2.0585	0	0	NA	NA	1982582
Uti-Mastershare Unit Scheme	AAATU1088L	1	1387000	0	0	1387000	1.4401	1387000	0	1387000	1.4401	0	1.4401	0	0	NA	NA	1387000
Franklin India Smaller Companies Fund	AAATT4931H	1	1195646	0	0	1195646	1.2414	1195646	0	1195646	1.2414	0	1.2414	0	0	NA	NA	1195646
(b) Venture Capital Funds		0	0	0	0	0	0	0	0	0	0	0	0	0	0	NA	NA	0
(c) Alternate Investment Funds		6	1147483	0	0	1147483	1.1914	1147483	0	1147483	1.1914	0	1.1914	0	0	NA	NA	1147483
(d) Foreign Venture Capital Investors		0	0	0	0	0	0	0	0	0	0	0	0	0	0	NA	NA	0
(e) Foreign Portfolio Investor		66	8012083	0	0	8012083	8.3187	8012083	0	8012083	8.3187	0	8.3187	0	0	NA	NA	8012083
First State Indian Subcontinent Fund	AAATF1850H	1	1816696	0	0	1816696	1.8862	1816696	0	1816696	1.8862	0	1.8862	0	0	NA	NA	1816696
The Scottish Oriental Smaller Companies Trustplc	AAFCs8093R	1	1254443	0	0	1254443	1.3025	1254443	0	1254443	1.3025	0	1.3025	0	0	NA	NA	1254443
Caisse De Depot Et Placement Du Quebec-First State Investments International Limited	AADCC1811B	1	1000178	0	0	1000178	1.0385	1000178	0	1000178	1.0385	0	1.0385	0	0	NA	NA	1000178
(f) Financial Institutions / Banks		12	29862	0	0	29862	0.031	29862	0	29862	0.031	0	0.031	0	0	NA	NA	25098
(g) Insurance Companies		1	63705	0	0	63705	0.0661	63705	0	63705	0.0661	0	0.0661	0	0	NA	NA	63705
(h) Provident Funds/ Pension Funds		0	0	0	0	0	0	0	0	0	0	0	0	0	0	NA	NA	0
(i) Any Other (Specify)		3	131	0	0	131	0.0001	131	0	131	0.0001	0	0.0001	0	0	NA	NA	131
Foreign Bank		3	131	0	0	131	0.0001	131	0	131	0.0001	0	0.0001	0	0	NA	NA	131
Sub Total (B)(1)		113	29398613	0	0	29398613	30.5238	29398613	0	29398613	30.5238	0	30.5238	0	0	NA	NA	29393198
2 Central Government/ State Government(s)/ President of India																		
Sub Total (B)(2)		0	0	0	0	0	0	0	0	0	0	0	0	0	0	NA	NA	0
3 Non-Institutions																		
(a) Individuals				0	0									0		NA	NA	



	i. Individual shareholders holding nominal share capital up to Rs. 2 lakhs.	41507	19134899	0	0	19134899	19.8672	19134899	0	19134899	19.8672	0	19.8672	0	0	NA	NA	16980877
	ii. Individual shareholders holding nominal share capital in excess of Rs. 2 lakhs.	26	6383406	0	0	6383406	6.6277	6383406	0	6383406	6.6277	0	6.6277	0	0	NA	NA	6242051
(b)	NBFCs registered with RBI	6	4615	0	0	4615	0.0048	4615	0	4615	0.0048	0	0.0048	0	0	NA	NA	4615
	Trust Employee	0	0	0	0	0	0	0	0	0	0	0	0	0	0	NA	NA	0
(d)	Overseas Depositories(holding DRs) (balancing figure)	0	0	0	0	0	0	0	0	0	0	0	0	0	0	NA	NA	0
(e)	Any Other (Specify)	3072	4061853	0	0	4061853	4.2173	4061853	0	4061853	4.2173	0	4.2173	0	0	NA	NA	3998771
	IEPF	1	249615	0	0	249615	0.2592	249615	0	249615	0.2592	0	0.2592	0	0	NA	NA	249615
	Trusts	7	34436	0	0	34436	0.0358	34436	0	34436	0.0358	0	0.0358	0	0	NA	NA	34436
	Foreign Nationals	3	833	0	0	833	0.0009	833	0	833	0.0009	0	0.0009	0	0	NA	NA	679
	Hindu Undivided Family	861	340841	0	0	340841	0.3539	340841	0	340841	0.3539	0	0.3539	0	0	NA	NA	340596
	Foreign Companies	2	17	0	0	17	0	17	0	17	0	0	0	0	0	NA	NA	0
	Non Resident Indians (Non Repat)	471	1249671	0	0	1249671	1.2975	1249671	0	1249671	1.2975	0	1.2975	0	0	NA	NA	1249671
	Other Directors	3	84662	0	0	84662	0.0879	84662	0	84662	0.0879	0	0.0879	0	0	NA	NA	84662
	Non Resident Indians (Repat)	943	330354	0	0	330354	0.343	330354	0	330354	0.343	0	0.343	0	0	NA	NA	322199
	Clearing Member	103	58258	0	0	58258	0.0605	58258	0	58258	0.0605	0	0.0605	0	0	NA	NA	58258
	Market Maker	4	34	0	0	34	0	34	0	34	0	0	0	0	0	NA	NA	34
	Bodies Corporate	674	1713132	0	0	1713132	1.7787	1713132	0	1713132	1.7787	0	1.7787	0	0	NA	NA	1658621
	Sub Total (B)(3)	44611	29584773	0	0	29584773	30.717	29584773	0	29584773	30.717	0	30.717	0	0	NA	NA	27226314
	Total Public Shareholding (B)= (B)(1)+(B)(2)+(B)(3)	44724	58983386	0	0	58983386	61.2408	58983386	0	58983386	61.2408	0	61.2408	0	0	NA	NA	56619512

Details of the shareholders acting as persons in Concert including their Shareholding (No. and %):

No. of shareholders	No. of Shares


Details of Shares which remain unclaimed may be given hear along with details such as number of shareholders, outstanding shares held in demat/unclaimed suspense account, voting rights which are frozen etc.

Note

(1) PAN would not be displayed on website of Stock Exchange(s).

(2) The above format needs to disclose name of all holders holding more than 1% of total number of shares

(3) W.r.t. the information pertaining to Depository Receipts, the same may be disclosed in the respective columns to the extent information available and the balance to be disclosed as held by custodian.



Blue Star Limited
Table IV - Statement showing shareholding pattern of the Non Promoter- Non Public shareholder

	Category & Name of the shareholders	PAN	Nos. of shareholders	No. of fully paid up equity shares held	Partly paid-up equity shares held	No. of shares underlying Depository Receipts	Total nos. shares held	Shareholding % calculated as per SCRR, 1957 As a % of (A+B+C2)	Number of Voting Rights held in each class of securities			No. of Shares Underlying Outstanding convertible securities (including Warrants)	Shareholding, as a % assuming full conversion of convertible securities (as a percentage of diluted share capital)	Number of Locked in shares		Number of Shares pledged or otherwise encumbered		Number of equity shares held in dematerialised form	
									No of Voting Rights					Total as a % of (A+B+C)	No. (a)	As a % of total Shares held(b)	No. (a)		As a % of total Shares held(b)
									Class eg: X	Class eg: y	Total								
	(I)	(II)	(III)	(IV)	(V)	(VI)	(VII) =	(VIII) As a	(IX)			(X)	(XI)=	(XII)		(XIII)		(XIV)	
1	Custodian/DR Holder		0	0	0	0	0	0	0	0	0	0	0	0	0	0	0	0	0
2	Employee Benefit Trust (under SEBI (Share based Employee Benefit) Regulations, 2014)		0	0	0	0	0	0	0	0	0	0	0	0	0	0	0	0	0
	Total Non-Promoter- Non Public Shareholding (C)= (C){1}+(C){2}		0	0	0	0	0	0	0	0	0	0	0	0	0	0	0	0	0

Note :

- (1) PAN would not be displayed on website of Stock Exchange(s).
- (2) The above format needs to disclose name of all holders holding more than 1% of total number of shares
- (3) W.r.t. the information pertaining to Depository Receipts, the same may be disclosed in the respective columns to the extent information available and the balance to be disclosed as held by custodian.

